


Isolated CAN FD μ Module Transceiver and Power

Manufacturers	Analog Devices, Inc
Package/Case	32-Lead BGA (15mm x 11.25mm x 3.42mm)
Product Type	Interface ICs
RoHS	
Lifecycle	



Images are for reference only

Please submit RFQ for LTM2889HY-5#PBF or [Email to us: sales@ovaga.com](mailto:sales@ovaga.com) We will contact you in 12 hours.

[RFQ](#)

General Description

The LTM2889 is a complete galvanically-isolated Controller Area Network (CAN) μ Module[®] (micromodule) transceiver. No external components are required – a single supply powers both sides of the interface through an integrated, isolated DC/DC converter. Separate versions are available for 3.3V and 5V power supplies. The dual voltage CAN transceiver and the adjustable regulator allow 3.3V or 5V isolated power with either the 3.3V or 5V version.

Coupled inductors and an isolation power transformer provide 2500V_{RMS} of isolation between the line transceiver and the logic interface. This device is ideal for systems where the ground loop is broken, allowing for large common mode voltage ranges. Communication remains uninterrupted for common mode transients greater than 30kV/ μ s.

Supports up to 4Mbps CAN with Flexible Data Rate (CAN FD). A logic supply pin allows easy interfacing with different logic levels from 1.62V to 5.5V, independent of the main supply.

Enhanced ESD protection allows this part to withstand up to \pm 25kV Human Body Model (HBM) on the transceiver interface pins and \pm 10kV HBM across the isolation barrier without latchup or damage.

Applications

Features

Isolated 4Mbps CAN FD Transceiver

2500V

RMS

Isolated DC Power: 5V (Adjustable to 3.3V)

Up to 150mA Available Isolated Power Output

3.3V or 5V Input Supply Voltage Options

UL-CSA Recognized File #E151738

No External Components Required

High Bus Fault Voltage Tolerance: $\pm 60V$

Low Power OFF Mode: $< 1\mu A$ Typical

High Common Mode Transient Immunity: $30kV/\mu s$

Variable Slew Rate Driver with Active Symmetry Control and SPLIT Pin for Low EME

Fully ISO 11898-2 and CAN FD Compliant

Ideal Passive Behavior to CAN Bus with Supply Off

Transmit Data (TXD) Dominant Timeout Function

High ESD: $\pm 25kV$ CANH, CANL to GND2 and V

CC2

Ambient Operation from $-40^{\circ}C$ to $125^{\circ}C$

Low Profile $15mm \times 11.25mm$ BGA Package

Application


Isolated CAN Bus Interface

Industrial Networks

DeviceNet Applications



Related Products



[LTC4300A-1IMS8#PBF](#)

Analog Devices, Inc
MSOP8



[LTC2870IUFD#PBF](#)

Analog Devices, Inc
28-QFN



[LTC2870IFE#PBF](#)

Analog Devices, Inc
TSSOP28




[LTC6820IMS#PBF](#)

Analog Devices, Inc
MSOP16




[LTC6820HMS#PBF](#)

Analog Devices, Inc
MSOP-16




[LTM2881IV-3#PBF](#)

Analog Devices, Inc
LGA32



[LTC2854HDD#PBF](#)

Analog Devices, Inc
QFN-10



[LTC2852IDD#PBF](#)

Analog Devices, Inc
DFN10