


Operational Amplifier, Quad, 4 Amplifier, 4 MHz, 20 V/ $\mu$ s,  $\pm$  4.5V to  $\pm$  18V, DIP, 14 Pins

|               |                                                       |
|---------------|-------------------------------------------------------|
| Manufacturers | <a href="#">Analog Devices, Inc</a>                   |
| Package/Case  | DIP-16                                                |
| Product Type  | Operational Amplifiers (Op Amps) ; JFET Input Op Amps |
| RoHS          | Rohs                                                  |
| Lifecycle     |                                                       |



Images are for reference only

Please submit RFQ for AD713JNZ or [Email to us: sales@ovaga.com](mailto:sales@ovaga.com) We will contact you in 12 hours.

[RFQ](#)

## General Description

The AD7134 is a quad channel, low noise, simultaneous sampling, precision analog-to-digital converter (ADC) that delivers on functionality, performance, and ease of use.

Based on the continuous time sigma-delta (CTSD) modulation scheme, the AD7134 removes the traditionally required switched capacitor circuitry sampling preceding the  $\Sigma$ - $\Delta$  modulator, which leads to a relaxation of the ADC input driving requirement. The CTSD architecture also inherently rejects signals around the ADC aliasing frequency band, giving the device its inherent antialiasing capability, and removes the need for a complex external antialiasing filter.

The AD7134 has four independent converter channels in parallel, each with a CTSD modulator and a digital decimation and filtering path. The AD7134 enables simultaneous sampling of four separate signal sources, each supporting a maximum input bandwidth of 391.5 kHz and achieving tight phase matching between these four signal measurements. The high level of channel integration, together with its simplified analog front-end requirement, enables the AD7134 to provide a high density multichannel data acquisition solution in a small form factor.

The signal chain simplification property of the AD7134 also improves the system level performance through the reduction of noise, error, mismatch, and distortion that is normally introduced by the analog front-end circuitry.

The AD7134 offers excellent dc and ac performance. The bandwidth of each ADC channel ranges from dc to 391.5 kHz, making the device an ideal candidate for universal precision data acquisition solutions supporting a breadth of sensor types, from temperature and pressure to vibration and shock.

The AD7134 offers a large number of features and configuration options, giving the user the flexibility to achieve the optimal balance between bandwidth, noise, accuracy, and power for a given application.

An integrated asynchronous sample rate converter (ASRC) allows the AD7134 to precisely control the decimation ratio and, in turn, the output data rate (ODR) using interpolation and resampling techniques. The AD7134 supports a wide range of ODR frequencies, from 0.01 kSPS to 1496 kSPS with less than 0.01 SPS adjustment resolution, allowing the user to granularly vary sampling speed to achieve coherent sampling. The ODR value can be controlled through the ODR\_VAL\_INT\_x and ODR\_VAL\_FLT\_x registers (Register 0x16 to Register 0x1C, ASRC master mode), or using an external clock source (ASRC slave mode). The ASRC slave mode operation enables synchronous sampling between multiple AD7134 devices to a single system clock. The ASRC simplifies the clock distribution requirement within a medium bandwidth data acquisition system because it no longer requires a high frequency, low jitter master clock from the digital back end to be routed to each ADC.

The ASRC acts as a digital filter and decimates the oversampled data from the  $\Sigma$ - $\Delta$  modulator to a lower rate to favor higher precision. The ADC data is then further processed by one of the AD7134 user-selectable digital filter profiles to further reject the out of band signals and noises, and reduce the data rate to the final desired ODR value.

The AD7134 offers three main digital filter profile options: a wideband low ripple filter with a brick wall frequency profile and an ODR range from 2.5 kSPS to 374 kSPS that is suitable for frequency domain analysis, a fast responding sinc3 filter with an ODR range from 0.01 kSPS to 1496 kSPS that is suitable for low latency time domain analysis and low frequency high dynamic range input types, and a balanced sinc6 filter with an ODR range from 2.5 kSPS to 1.496 MSPS, offering optimal noise performance and response time.

The AD7134 is also capable of performing on-board averaging between two or four of its input channels. The result is a near 3 dB, if two channels are combined, or 6 dB, if all four channels are combined, improvement in dynamic range while maintaining the bandwidth.

The AD7134 supports two device configuration schemes: serial peripheral interface (SPI) and hardware pin configuration (pin control mode). The SPI control mode offers access to all the features and configuration options available on the AD7134. SPI control mode also enables access to the on-board diagnostic features designed to enable a robust system design. Pin control mode offers the benefit of simplifying the device configuration, enabling the device to operate autonomously after power-up operating in a standalone mode.

In addition to the optional SPI, the AD7134 has a flexible and independent data interface for transmitting the ADC output data. The data interface can act as either a bus master or a slave with various clocking options to support multiple communication bus protocols. The data interface also supports daisy-chaining and an optional minimum input/output (I/O) mode designed to minimize the number of digital isolator channels required in isolated applications.

The AD7134 has an operating ambient temperature range from 0°C to 85°C. The device is housed in an 8 mm × 8 mm, 56-lead lead frame chip scale package (LFCSP).

Note that throughout this data sheet, multifunction pins, such as FORMAT1/SCLK, are referred to either by the entire pin name or by a single function of the pin, for example, SCLK, when only that function is relevant.

## APPLICATIONS

### Features

Recommended pin to pin extended temperature range upgrade AD4134

Alias free: inherent antialias rejection of 102.5 dB typical in high performance mode

Excellent ac and dc performance

108 dB dynamic range at>

137 dB dynamic range at>

THD: -120 dB typical with 1 kHz input tone

Offset error drift: 0.7  $\mu$ V/°C typical

Gain drift: 2 ppm/°C typical

INL:  $\pm$ 2 ppm of FSR typical

Dynamic range enhancement: 4:1 and 2:1 averaging mode

126 dB, A weighted dynamic range

Resistive ADC and reference input

Easy to sync: asynchronous sample rate converter

Multidevice synchronization with one signal line

### Application

Electrical test and measurement

Audio test

3-phase power quality analysis

Control and hardware in loop verification

Sonars

Condition monitoring for predictive maintenance

Acoustic and material science research and development

Programmable data rates from 0.01 kSPS to 1496 kSPS with resolution of 0.01 SPS

Option to control output data rate by external signal

108 dB dynamic range at >

137 dB dynamic range at >

THD: -120 dB typical with 1 kHz input tone

Offset error drift: 0.7  $\mu\text{V}/^\circ\text{C}$  typical

Gain drift: 2 ppm/ $^\circ\text{C}$  typical

INL:  $\pm 2$  ppm of FSR typical

126 dB, A weighted dynamic range

Multidevice synchronization with one signal line

Programmable data rates from 0.01 kSPS to 1496 kSPS with resolution of 0.01 SPS

Option to control output data rate by external signal

Linear phase digital filter options

Low ripple FIR filter: 32  $\mu\text{dB}$  pass-band ripple, dc to 161.942 kHz

Low latency sinc3 filter and sinc6 filter, dc to 391.5 kHz

Sinc3 filter with 50 Hz/60 Hz rejection

Crosstalk: 130.7 dBFS

Daisy-chaining

CRC error checking on data and SPI interface

Two power modes: high performance mode and low power mode

Power supply: 4.5 V to 5.5 V and 1.65 V to 1.95V

1.8 V IOVDD level

External reference: 4.096 V or 5V

Crystal or external CMOS clock of 48 MHz

SPI or pin (standalone) configurable operation


Operating temperature range: 0 $^\circ\text{C}$  to 85 $^\circ\text{C}$

Available in 8 mm  $\times$  8 mm, 56-lead LFCSP with exposed pad

Low ripple FIR filter: 32  $\mu\text{dB}$  pass-band ripple, dc to 161.942 kHz

Low latency sinc3 filter and sinc6 filter, dc to 391.5 kHz

Sinc3 filter with 50 Hz/60 Hz rejection






### Related Products



[AD8418BRMZ-RL](#)

Analog Devices, Inc  
MSOP-8



[ADA4084-2ARMZ](#)

Analog Devices, Inc  
MSOP-8



[ADA4528-2ARMZ-R7](#)

Analog Devices, Inc  
MSOP-8



[AD8062ARMZ](#)

Analog Devices, Inc  
MSOP8



[AD8567ARUZ](#)

Analog Devices, Inc  
TSSOP-14



[AD8628AUJZ](#)

Analog Devices, Inc  
SOP23



[AD8022ARMZ](#)

Analog Devices, Inc  
MSOP-8



[AD8041AR](#)

Analog Devices, Inc  
SOP-8