

Operational Amplifier, Dual, 2 Amplifier, 4.25 MHz, 4 V/ $\mu$ s,  $\pm 1.5V$  to  $\pm 18V$ , DIP, 8 Pins

Manufacturers	<a href="#">Analog Devices, Inc</a>
Package/Case	PDIP-8
Product Type	Amplifier ICs
RoHS	Pb-free Halide free
Lifecycle	



Images are for reference only

Please submit RFQ for OP284EPZ or [Email to us: sales@ovaga.com](mailto:sales@ovaga.com) We will contact you in 12 hours.

[RFQ](#)

## General Description

The OP184/OP284/OP484 are single, dual and quad single-supply, 4 MHz bandwidth amplifiers featuring rail-to-rail inputs and outputs. They are guaranteed to operate from +3 to +36 (or  $\pm 1.5$  to  $\pm 18$ ) volts and will function with a single supply as low as +1.5 volts.

These amplifiers are superb for single supply applications requiring both ac and precision dc performance. The combination of bandwidth, low noise and precision makes the OP184/OP284/OP484 useful in a wide variety of applications, including filters and instrumentation.

Other applications for these amplifiers include portable telecom equipment, power supply control and protection, and as amplifiers or buffers for transducers with wide output ranges. Sensors requiring a rail-to-rail input amplifier include Hall effect, piezo electric, and resistive transducers.

The ability to swing rail-to-rail at both the input and output enables designers to build multistage filters in single-supply systems and to maintain high signal-to-noise ratios.

The OP184/OP284/OP484 are specified over the HOT extended industrial ( $-40^{\circ}C$  to  $+125^{\circ}C$ ) temperature range. The single and dual are available in 8-pin plastic DIP plus SO surface mount packages. The quad OP484 is available in 14-pin plastic DIPs and 14-lead narrow-body SO packages.

## Features

Single-supply operation

Wide bandwidth: 4 MHz

Low offset voltage: 65  $\mu$ V

Unity-gain stable

High slew rate: 4.0 V/ $\mu$ s

Low noise: 3.9 nV/ $\sqrt{\text{Hz}}$

OP284-EP supports defense and aerospace applications (AQEC standard)

Download(pdf)

Military temperature range ( $-55^{\circ}\text{C}$  to  $+125^{\circ}\text{C}$ )

Controlled manufacturing baseline

1 assembly/test site

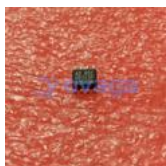
1 fabrication site

Enhanced product change notification

Qualification data available on request


V62/14624 DSCC Drawing Number

## Related Products



### [OP213F](#)

Analog Devices, Inc  
SMD/DIP-8/SOP-8




### [OP42AZ](#)

Analog Devices, Inc  
CDIP-8



### [OP27GP](#)

Analog Devices, Inc  
PDIP-8



### [OP37GS](#)

Analog Devices, Inc  
SOIC-8



### [OP462GSZ](#)

Analog Devices, Inc  
SOIC-14



### [OP2177ARM](#)

Analog Devices, Inc  
MSOP8



[OP467GPZ](#)

Analog Devices, Inc

PDIP-14



[OP400GPZ](#)

Analog Devices, Inc

PDIP-14